

THE POLARIS

LED FLOOD LIGHT

1000W
REPLACES UP TO A 2000-WATT METAL HALIDE FIXTURE

- Proprietary Thermal Management System
- Full Range of Optics for a Wide Variety of Applications
- Multiple Lumen Packages
- Protective UV Stabilized Powdercoat Finish
- IP-66 Weather Resistant
- Industry-Leading 10-Year LED Board Warranty
- 0-10V & DALI Dimming Available

PROJECT

CATALOG #

TYPE



POWER

Replaces Up To a 2000W
Metal Halide Fixture

PRECISION

Eight Custom-Engineered Optics that Offer
Precisely Directed Light

ENGINEERING

Advanced Double Folded Aluminum Fins
Deliver Maximum Thermal Management

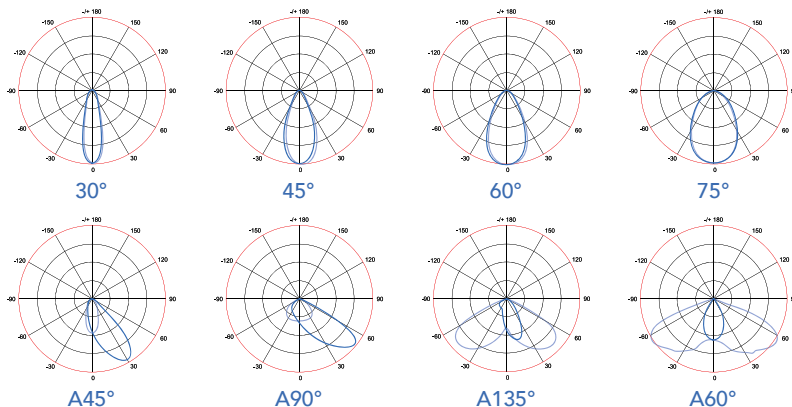
ORDERING INFORMATION

EXAMPLE PART #: AFL - 1000 - 40K - D30 - V01 - BL - TL - VDIM - 80C

AFL	1000							
SERIES	WATTS	CCT	OPTICS	INPUT PWR	FINISH	MOUNTING	DIMMING	OPTIONS
AFL	1000	35K 40K 50K	30 45 60 75 A45 A90 A135 A60	V01 110/277V V04 347/480V	BL WT RAL	TL Tilt Bracket HT Horizontal Tennon SB Straight Bracket CM Cable Mount	NDIM No Dimming VDIM 0-10V Dimmable DDIM DALI Dimming	SP-10 Surge Protector 10kA SP-20 Surge Protector 20kA PC Photocell NAT Natatorium 80C 80 CRI GS Glare Shield SF30 Slipfitter for 2-3/8" Tennon

NOTES
- 74 CRI Standard
- Custom RAL Colors Require Additional Costs & Lead Times

OPTICS



LUMEN CHART

	3500K	4000K	5000K
1000W	135,000 lm	140,000 lm	145,000 lm

Typical delivered lumen data is approximate. Actual lumens will vary due to installation environment and beam pattern. Please see IES files.

THE POLARIS

LED FLOOD LIGHT - 1000W

SPECIFICATIONS

Expected Life | Over 100,000 hrs.
Rating | IP66
Color Rendering Index (CRI) | >74
Operating Temp | -25°C – +65°C
Relative Humidity | 0-90% RH
Power Factor | >95%
Input Line Voltage | 90-305 / 200-525 VAC
Input Line Frequency | 50/60 Hz
THD | <20%
LED Chips | Lumileds
Driver | Meanwell
Weight | 1000W: 83.77lb
Vibration Rating | 1.5G per ANSI 136.31

LISTINGS

UL Surge Protection | 1449
ANSI Surge Protection | C62.41.2
ETL Listed
CE Listed

EPA

Standard Fixture	Front	Side
90° From Horizontal	7.3	1.2
45° From Horizontal	4.4	1.2
0° From Horizontal	1.5	1.2

Fixture w/ GS	Front	Side
90° From Horizontal	7.3	1.5
45° From Horizontal	4.4	1.5
0° From Horizontal	1.5	1.5

MATERIALS

Housing | Corrosion Resistant Aluminum
Gasketing | Neoprene Rubber
Hardware | 18-8 Stainless Steel
Finish | Protective UV Stabilized Powdercoat
 4000 Hour Salt Spray Tested to ASTM B117
Lens | Tempered Glass

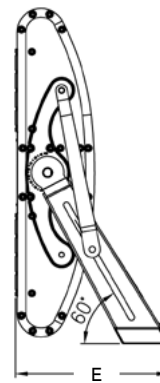
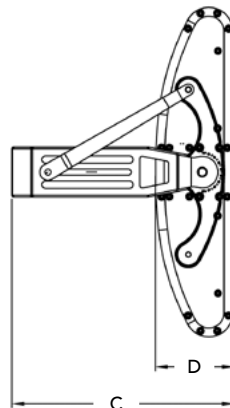
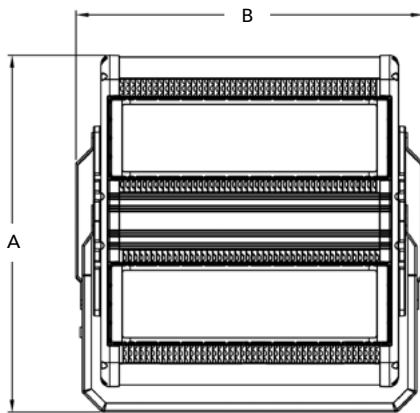
WARRANTIES

See Website for Details

LED | 10-Year
Driver | 5-Year

PRODUCT DRAWINGS

1000W



POLARIS FLOOD LIGHT DIMENSIONS

1000W	
A	30.13"
B	29.25"
C	18.81"
D	6.75"
E	13"