

PROJECT

CATALOG #

TYPE

# SPEC PRO

## LED SPORTSLIGHTER

500W, 700W  
REPLACES UP TO A 1600-WATT METAL HALIDE FIXTURE

- Double-Folded Aluminum Fin Heatsink
- Suitable for Indoor and Outdoor Locations
- Expected Life over 100,000 Hours
- Available in 500W and 700W
- Superior Optics for Exceptional Beam Uniformity
- Industry-Leading 15-Year LED Board Warranty



SPL Shown With Optional VGS Glare Shield



### POWER

Available in 500W and 700W Configurations

### PRECISION

High-Precision Optics are Paired with an Engraved Protractor for Proper Aim

### ENGINEERING

Folded-fin Heatsink Keeps High-Output LEDs Cooler During Operation

## ORDERING INFORMATION

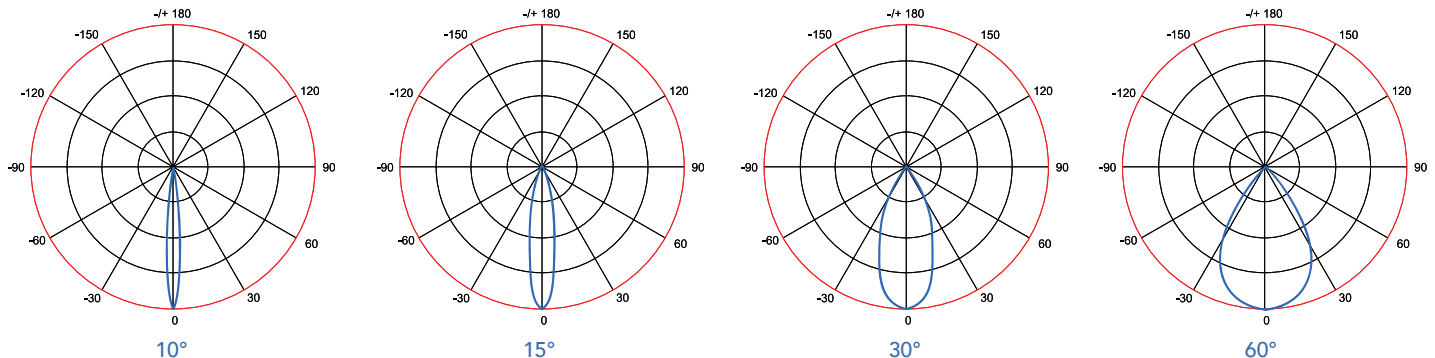
EXAMPLE PART #: SPL - 500 - 40K - 15 - V01 - BL - TL - VDIM - 80C

SERIES	WATTS	CCT	OPTICS	INPUT PWR	FINISH	MOUNTING	DIMMING	OPTIONS
SPL	500	40K	10	V01   110/277V	BL	TL   Tilt Bracket (Remote Driver)	NDIM   No Dimming	SP-10   Surge Protector 10kA
	700	50K	15	V04   347/480V	WT	HT   Horizontal Tennon (Remote Driver)	VDIM   0-10V Dimmable	SP-20   Surge Protector 20kA
		57K	30		RAL		DDIM   DALI Dimming	VGS   Visor Glare Shield
			60					BGS   Bullseye Glare Shield
								90C   90 CRI
								80C   80 CRI
								SF14   Slipfitter for 2-3/8" Tennon
								NAT   Natatorium
								SYN   Synapse Wireless

### NOTES

- Remote Driver Standard; Distance from Luminaire May Not Exceed 100'.
- Standard Remote Driver Distance from Luminaire is 6' unless Otherwise Specified.
- 74 CRI Standard
- Custom RAL Colors Require Additional Costs & Lead Times

## OPTICS



Due to continuous improvement and innovation, product appearance and specifications may change without notice. Actual performance may differ as a result of end-user environment and application.

# SPEC PRO

## LED SPORTSLIGHTER

### LUMEN CHART

	4000K	5000K	5700K
500W	62,100 lm	62,300 lm	63,200 lm
700W	82,900 lm	83,100 lm	84,500 lm

Typical delivered lumen data is approximate. Actual lumens will vary due to installation environment and beam pattern. Please see IES files.

### SPECIFICATIONS

- Expected Life** | Over 100,000 hrs.
- Rating** | IP65 Housing / IP66 Boards
- Color Rendering Index (CRI)** | >74
- Operating Temp** | -45°C – +65°C
- Relative Humidity** | 0-90% RH
- Power Factor** | >96%
- Input Line Voltage** | 90-305 / 200-525 VAC
- Input Line Frequency** | 50/60 Hz
- THD** | <10%
- LED Chips** | Osram
- Driver** | Remote: Inventronics/Meanwell
- Weight & EPA** | See Chart
- Vibration Rating** | 3.0G per ANSI 136.31

### LISTINGS

- UL** | 1598
- UL Surge Protection** | 1449
- ANSI Surge Protection** | C62.41.2
- ETL Listed**
- CE Listed**
- DLC Listed**

### EPA & WEIGHT

500W & 700W Standard Fixture	Front	Side
90° From Horizontal	2.9	1.3
45° From Horizontal	1.7	1.3
0° From Horizontal	1.3	1.3

500W & 700W Fixture w/VGS	Front	Side
90° From Horizontal	2.9	1.9
45° From Horizontal	1.7	1.9
0° From Horizontal	1.3	1.9

500W & 700W Fixture w/BGS	Front	Side
90° From Horizontal	2.9	1.9
45° From Horizontal	1.7	1.9
0° From Horizontal	1.9	1.9

### MATERIALS

- Housing** | Corrosion Resistant Aluminum
- Gasketing** | Neoprene Rubber
- Hardware** | 18-8 Stainless Steel
- Finish** | Protective UV Stabilized Powdercoat
- 4000 Hour Salt Spray Tested to ASTM B117
- Lens** | Tempered Glass


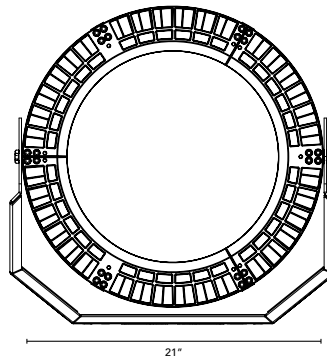
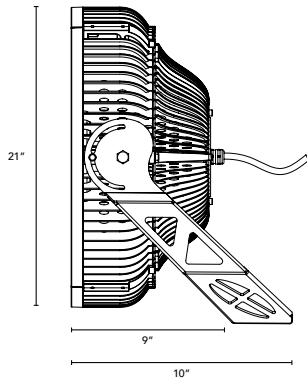
### WARRANTIES

- See Website for Details
- LED** | 15-Year
- Driver** | 7-Year

### PRODUCT DRAWINGS

Standard

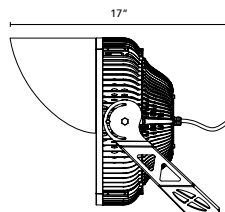
BGS: Bullseye Glare Shield



VGS: Visor Glare Shield

Remote Drivers

SF14



- Slipfitter for 2-3/8" Tennon

- Distance from Luminaire May Not Exceed 100'. Standard Remote Driver Distance from Luminaire is 6' unless Otherwise Specified.

Due to continuous improvement and innovation, product appearance and specifications may change without notice. Actual performance may differ as a result of end-user environment and application.

TOLL-FREE: 888-410-5337 | FAX: 614-868-5344 | © 2018 SpecGradeLED

www.SpecGradeLED.com